

CULTIVATING WORLD-CHANGERS



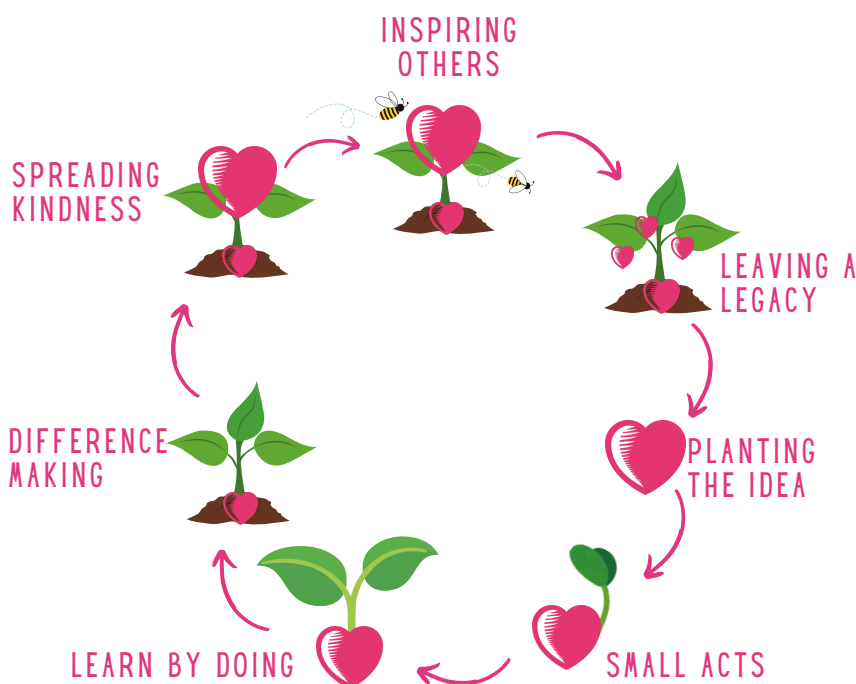
projectheart

PLANTING THE SEED OF
PHILANTHROPY AND GROWING
CHANGE-MAKERS OF TOMORROW.




IT'S EARTH DAY!

TO CELEBRATE THIS GLOBAL DAY FOCUSING ON THE IMPORTANCE OF PROTECTING AND PRESERVING OUR WORLD, WE'VE CREATED ENGAGING ACTIVITIES AND EXPERIENCES TO HELP STUDENTS LEARN MORE ABOUT HOW THEY CAN BE DRIVERS OF ENVIRONMENTAL CHANGE USING THEIR TIME, TALENT AND TREASURE.



Think of philanthropy like the lifecycle of a plant. For a plant to grow, a seed must be planted, roots must form, leaves must sprout, a flower is made that is then pollinated so that more seeds can be made. This cycle mirrors philanthropy! An idea is planted then small acts of giving are done to help the idea take root. Then through learning, we grow in our giving and start making a difference. We spread kindness to inspire others which helps us leave a legacy!



PLANTING THE SEED

Tell your students that Earth Day is a holiday that over 1 billion people celebrate every year and today, they get to join in on the fun!

- Earth Day is about raising awareness about the importance of protecting our planet. It takes place on April 22 every year. This special day reminds us that we all need to be kind to Earth not only on this one day but all 365 days of the year. We want to keep our planet clean and healthy so that animals, plants and people can live happily together.



SMALL ACTS

- 1. How many days do you think it would take to walk around Earth?**
 - a. Earth is 24,902 miles. If you walked three miles per hour for 24 hours per day, it would take you a total of 8,300 hours – that's 345 days without stopping!
- 2. About how many trees are on Earth?**
 - a. Estimated at 3 trillion!!
- 3. Where is the oldest tree in the world and how old do you think it is?**
 - a. There is a tree located in the National Forest White Mountains in California that is said to be 4,855 years old!
- 4. How many times can paper be recycled?**
 - a. 5-7 times!
- 5. How many years does it take for a plastic bottle to break down completely?**
 - a. 450 years!
- 6. What are the 3 steps to recycling?**
 - a. Reduce, Reuse, Recycle
- 7. How much trash does one human produce per day?**
 - a. About five pounds!
- 8. Earth is the ____ largest planet.**
 - a. 5th!
- 9. True or False: Earth is the only planet with liquid water**
 - a. TRUE!



LEARNING BY DOING - EARTH DAY ACTIVITIES

Let's learn about philanthropy and giving back by doing fun activities! We've created six activities focused on Earth Day to help introduce the idea of philanthropy and giving back to your students. Tapping into their personal passions, unique talents and awareness of the world around them, these activities can be used for a classroom Earth Day project or completed independently. Choose the activities that you feel your students would enjoy most, or use them all!

A HEART FOR THE EARTH



The Earth is very big and there are a lot of ways that you can help make the Earth better. List ways you can use your time and talent to help the Earth. You could use your **time** to pick up trash at the park, or use your **talent** to write a poem about why keeping Earth clean is important!

WHAT DO YOU SEE?



Philanthropists look at their communities and ways they can use their time, talent and treasure to help people, places and animals in need. You have time, talent and treasure that you can give to help others which makes you a philanthropist! Your job is to look at the picture and circle all the problems you see. Then, think of ways you can make those problems better using your time, talent and treasure!

CREATE YOUR OWN REUSABLE BAG MASTERPIECE!



A great way to help reduce plastic pollution around the world is to use a reusable grocery bag or tote instead of a plastic bag when you go shopping! Using your **talents**, design your own reusable bag to show others your passion for helping our planet stay green!



EARTH DAY EXPLORER WORD SEARCH

Earth Day Explorer Word Search

Find the word in the puzzle. Words can go in any direction and can share letters as they cross over each other.



Air Caring Earth Flower Give Help Kindness Recycle Sharing
Talent Time Trash Treasure Trees Water

Use your **TIME** and **TALENT** to find 15 words about giving back and the environment to celebrate Earth Day! Roam through the dense forest of letters, where each word you find is like discovering a hidden gem in the wilderness. From "Recycling" to "Sharing," and "Earth" to "Flower," every word you uncover is a step towards becoming a champion of the Earth!










THE PHILANTHROPY LIFECYCLE

The Philanthropy Life Cycle


Using the Philanthropy Life Cycle, write down ways you can grow into a philanthropist.

 <p>Stage 1: Planting the Idea What are three ways you have seen others being helped?</p>	 <p>Stage 2: Small Acts List three small acts you can do to grow your philanthropy seed.</p>	 <p>Stage 3: Learning by Doing Write down three ways we grow when we practice giving and helping others.</p>
 <p>Stage 4: Difference Making Why is it important that adults know that kids can make a difference?</p>	 <p>Stage 5: Spreading Kindness Why is it important that adults know that kids can make a difference?</p>	 <p>Stage 6: Inspiring Others Write down three ways you can inspire others to give back and be kind.</p>
 <p>Stage 7: Leaving a Legacy When you grow up, what is one thing you can keep doing to help others and give back? Why is it important to always be a giver?</p>		




Growing into a philanthropist is a lot like the plant life cycle! Using the Philanthropy Life Cycle, write down ways you can grow into a philanthropist.

TRASH TO TREASURE: EARTH DAY RECYCLING BIN DECORATION EXTRAVAGANZA



Recycling is an important activity we can all do to use our time to help the planet! But how can we encourage others to recycle? Using your **talents**, decorate the recycling bin below to help educate and remind others about the importance of recycling.



MAKING A DIFFERENCE


Consider reading a book about making choices that will help Earth provide a good home to animals, plants and people. A few options are:

- Olivia's Birds – Saving the Gulf by Olivia Boulter
- Change Starts With Us by Sophie Beer
- This Class Can Save the Planet by Stacy Tornio



SPREADING KINDNESS

- Make signs under our light switches to remember to turn off the lights when we're not in the room
- Plant a tree or build a community garden – bring the plant life cycle into the conversation! Give away the flowers you plant!
- Do a water pollution science experiment to show students how what goes into the water – trash, dirt, etc. – can affect what lives in our oceans!
- Make your own paper!
- Host a community clean up and pick up trash around your school/playground
- Make it a goal, if it's possible, to be more car-free! Take your bike, walk or ride your scooter to school once per week.
- Take a virtual visit to a National Park on the National Park Services website
- Upper Elementary - [Check out our Project Heart Beat – Creating a Sustainable Tomorrow, Today!](#)



INSPIRING OTHERS

Remind the students that Earth Day serves as a powerful reminder of our shared responsibility to protect and preserve the planet for both our generation and generations to come.

Today we're doing our part to make a difference and contribute what we can to the health and well-being of Earth! Let's keep this momentum going!



LEAVING A LEGACY

Each activity builds on the principles of what it means to be a philanthropist. Ask your students what their favorite activity was and why? What did they learn about themselves? What did they learn about their community? How can we each use our 3Ts to make a difference? Make sure you share your own 3Ts and how you give back to help your students better understand how each act of giving creates a better and brighter community and world!

Did your students enjoy these activities? What changes did you see in your students or class as they worked through learning about how their uniqueness can impact the world? Capitalize on their interest by going deeper in teaching philanthropy! Register to access all of our free Project Heart resources and ignite the philanthropist in your students!

**Register for
Project Heart** >