

projectheart

LESSON TWO

WHO ARE PHILANTHROPISTS?



Learning Targets

- Students will be able to understand the role of a philanthropist in a community



Time

- 40 minutes



Materials

- On screen presentation – available in PowerPoint and [Google Slides](#)
- This lesson introduces students to philanthropists. You can do this in one of two ways in your classroom:
- VIDEOS:
 - Provided in this lesson are a number of videos + bios sharing both youth philanthropists and adult philanthropists. Show any video you think your students will be inspired by.
- IN PERSON PHILANTHROPIST:
 - Reach out to a local philanthropist in your community - this can be anyone who donates their time, talent or treasure to a cause they're passionate about.
 - Request a bio to share with your students.
 - Provide speaker with interview questions so they are prepared for what students might ask.
- Philanthropist interview question worksheets to record answers to questions.
- "I am a Philanthropist" student activity sheet - to be printed from Project Heart website.



Overview

- Warm-Up – 5 minutes – Define the following terms: Philanthropist
- Lesson Includes – 35 minutes
 - Students will spend time reviewing biographies of philanthropists - either from videos they will watch or from a speaker that will visit their classroom.
 - Students will listen to a guest speaker or watch videos to find out why philanthropy became a part of the philanthropists' lives, their backgrounds, and other topics related to interview questions that students will review/prepare before the presentation.








LESSON TWO

WHO ARE PHILANTHROPISTS?




Overview Cont.

- Students will take a “philanthropist inventory” to learn about some of the characteristics a philanthropist embodies, and if they have those same qualities, too.
- Exit – 10 minutes – Students discuss how these philanthropists gave their time, talent, and/or treasure for the greater good of the community. Students will think individually about how they can give their time, talent or treasure to the causes that were presented today.

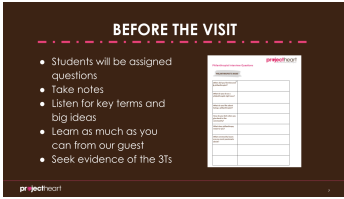

Warm-Up:

 <p>LESSON 2 - WHO ARE PHILANTHROPISTS?</p> 	<p>Tell the class that they are continuing on their journey to make a difference. Today, they will learn about people who have made a difference in their communities. They will find out how they gave their 3Ts, and how they got involved in different causes.</p>
<p>What is a philanthropist?</p>   <p>Identify the role of a philanthropist in a community.</p>	<p>Remind students that the word philanthropy means to give back by donating money, goods, services, time or effort to help a cause and creating a lasting impact.</p> <p><i>What do you think a philanthropist is?</i></p>
<p>What is a philanthropist?</p> <p>A philanthropist is someone who uses their time, talent, and/or treasure to someone or something in need.</p>   <p>Identify the role of a philanthropist in a community.</p>	<p><i>A philanthropist is someone who uses their time, talent, and/or treasure to someone or something in need.</i></p>


Learn About Philanthropists - VIDEOS

<p>BEFORE THE VIDEOS</p> <ul style="list-style-type: none"> Listen for key terms and big ideas Learn as much as you can from these philanthropists Seek evidence of the 3T's - time, talent, treasure 	<p>Tell the students that they will now watch a few videos. In these videos, philanthropists share how they started giving back, what things they are passionate about, and how they use their 3Ts to make their community a better place.</p>
 <p>The slide contains six video bios for philanthropists:</p> <ul style="list-style-type: none"> NANCY RICHARDSON: Nancy Richardson founded The OpenCrest Foundation to assist in education and empower youth to create lasting change through philanthropy and entrepreneurship. Nancy started her journey as a philanthropist in her classroom. LOREZ ELEMENTARY: Every year, 4th-5th grade students at Lorez Elementary choose their class's charitable project. Together, they make an impact with their own ideas. In their classroom, they put on a fundraiser to raise money for Habitat for Humanity. They also have a special project to help children with developmental disabilities. Students learn about the 3T's: time, talent, treasure. BAIRD ELEMENTARY: Students at Baird Elementary School in Fort Collins, Colorado worked to create a cultural group of their school. A group of their school's 4th graders worked together to create the Baird Home to provide blankets from their school district to come along for clothes, supplies, food or other items. Get the full story here about their story here. JEN & LILI HODGE: Jen and Lili Hodge own Bells & Butterflies. They are passionate about helping youth in Colorado and the best way to do that is to give their time, talent and treasure to nonprofits with causes that will impact reach and even have the opportunity to raise money for their favorite causes. SHEPARDSON ELEMENTARY: Students at Shepardson Elementary in Fort Collins, Colorado set a goal to collect 1,000 food items to donate to their local food pantry. After a lot of hard work and dedication to their mission, they were so successful that they ended up collecting over 3,000 items! KENNA CHRISTIAN: At 13 years old, Kenna Christian hopes to send the message of giving back to her community. Get the full story of an organization that has been started by a young girl and what her own business, Kenna's Cakes for a Cause, for every card that Kenna sells, part of the proceeds go towards helping provide care for women who have been diagnosed with breast cancer. 	<p>Six videos + bios are provided on slides five and six, sharing six stories of giving back. Choose as many videos as you'd like!</p>

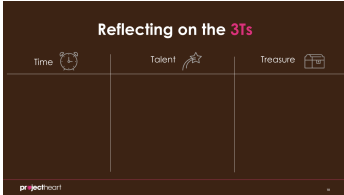
Learn About Philanthropists - IN PERSON SPEAKER

 <p>BEFORE THE VISIT</p> <ul style="list-style-type: none"> • Students will be assigned questions • Take notes • Listen for key terms and big ideas • Learn as much as you can from our guest • Seek evidence of the 3Ts 	<p>Take a few minutes to go over the expectations for the philanthropist interview. Share who will be visiting their classroom and decide who will be asking each question from either the interview question page provided on the Project Heart website, or the list of questions the class came up with.</p>
 <p>_____ is a local philanthropist</p> <p>What questions do you have for our guest?</p>	<p>Use this optional slide when your philanthropist is speaking</p>

Activity: I am a Philanthropist

 <p>I AM A PHILANTHROPIST</p> <p>Circle words that describe you, indicate what you would like to work on.</p> <p>Write 2-3 sentences about how you can give your 3Ts to someone in need in your community.</p>	<p>Tell the students that they will take some time to learn about different characteristics of a philanthropist. Some of these characteristic traits (or maybe all of them), they might notice describe the philanthropists in the videos or the speaker they had in their classroom.</p> <p>On the "I am a Philanthropist" worksheet, seven characteristics are displayed with descriptions beneath. Read through each characteristic as a class and have students determine if they think they too embody some of these same traits. If they do, have them circle the word. If the trait is something they would like to work on, have them put a star next to the word.</p> <p>On the back of the worksheet, have students write a few sentences about how they can give their 3Ts (time, talent or treasure) to someone in need in their community.</p>
---	---

Conclusion:

 <p>The graphic is a dark brown rectangular box with the title "Reflecting on the 3Ts" in white text at the top center. Below the title, there are three columns separated by vertical white lines. The first column is labeled "Time" with a clock icon, the second is labeled "Talent" with a star icon, and the third is labeled "Treasure" with a treasure chest icon. At the bottom left of the box, the word "projectheart" is written in small white text.</p>	<p>Call on a few students to summarize how the philanthropist(s) in the videos or the guest speaker used their 3Ts to give in the community.</p> <p>Revisiting questions from Lesson 1: <i>How is philanthropy more than money? How else do people give?</i></p> <p>Optional Extension Activity: Students can use their interview sheet to interview someone in their life or the community about how they give back.</p>
--	---

Philanthropist Interview Questions

PHILANTHROPIST'S NAME:

When did you first become a philanthropist?	
What do you do as a philanthropist right now?	
What do you like about being a philanthropist?	
How do you feel when you give back to the community?	
What does philanthropy mean to you?	
What community issues are you most passionate about?	





I AM A PHILANTHROPIST

CIRCLE THE WORDS THAT DESCRIBE YOU. UNDERLINE WORDS THAT YOU WOULD LIKE TO WORK ON.

LISTENER

SOMEONE WHO LISTENS TO SOMEONE'S STORY WITH THE INTENT OF BETTER UNDERSTANDING HOW THEY CAN HELP

COMPASSIONATE

FEELING OR SHOWING CONCERN FOR SOMEONE

SELF-AWARE

THE UNDERSTANDING OF WHO YOU ARE AND WHAT YOU HAVE IN ORDER TO USE IT TO HELP SOMEONE IN NEED.



GENEROUS

HAPPY TO GIVE SOMETHING YOU HAVE (TIME, MONEY, FOOD OR KINDNESS) TO SOMEONE IN NEED.

THOUGHTFUL

BEING CONSIDERATE AND AWARE OF THE FEELINGS OF OTHERS

KIND

LISTENING, FEELING, AND UNDERSTANDING OTHERS' NEEDS AND TRYING TO HELP MEET THOSE NEEDS.

SELFLESS

THINKING LESS ABOUT YOURSELF AND MORE ABOUT OTHERS.

I AM A PHILANTHROPIST

CIRCLE THE WORDS THAT DESCRIBE YOU. UNDERLINE WORDS THAT YOU WOULD LIKE TO WORK ON.

LISTENER

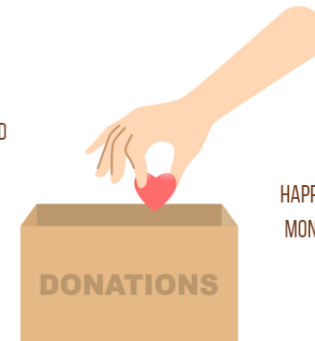
SOMEONE WHO LISTENS TO SOMEONE'S STORY WITH THE INTENT OF BETTER UNDERSTANDING HOW THEY CAN HELP

COMPASSIONATE

FEELING OR SHOWING CONCERN FOR SOMEONE

SELF-AWARE

THE UNDERSTANDING OF WHO YOU ARE AND WHAT YOU HAVE IN ORDER TO USE IT TO HELP SOMEONE IN NEED.



GENEROUS

HAPPY TO GIVE SOMETHING YOU HAVE (TIME, MONEY, FOOD OR KINDNESS) TO SOMEONE IN NEED.

THOUGHTFUL

BEING CONSIDERATE AND AWARE OF THE FEELINGS OF OTHERS

KIND

LISTENING, FEELING, AND UNDERSTANDING OTHERS' NEEDS AND TRYING TO HELP MEET THOSE NEEDS.

SELFLESS

THINKING LESS ABOUT YOURSELF AND MORE ABOUT OTHERS.

I AM A

PHILANTHROPIST

WRITE 2-3 SENTENCES ABOUT HOW YOU CAN GIVE YOUR TIME, TALENT OR TREASURE TO SOMEONE IN NEED IN YOUR COMMUNITY.



I AM A

PHILANTHROPIST

WRITE 2-3 SENTENCES ABOUT HOW YOU CAN GIVE YOUR TIME, TALENT OR TREASURE TO SOMEONE IN NEED IN YOUR COMMUNITY.

