

Celebrating National Philanthropy Month



Welcome!

We believe in the power of unleashing passionate and purposeful changemakers at every age and we're excited to partner with you to ignite young people to be changemakers!

In celebration of National Philanthropy Day, use this guide as an introductory lesson in teaching the concept of philanthropy in your classroom, as an addition to our full Project Heart program, or as an easy way to integrate giving into the upcoming holiday season.

What's Inside

Provided in this guide are seven activities for you to pick and choose from. Though many of them are fall-themed activities, you can incorporate all of them into your classroom conversations at any point in the school year.

•About Project Heart

Is this your first experience with Project Heart? Welcome! Project Heart is a powerful K-12 philanthropy education program that is free and accessible immediately! From learning about nonprofits to identifying personal passions and writing mission statements, young people learn they are valued, powerful and impactful individuals who can use their unique talents to create positive change around them.


In addition to countless resources that help make philanthropy a part of your everyday conversation with your students, Project Heart can also be used as a guide to implementing your very own service project. You and your students have the opportunity to make real change happen in your community and around the world, and we're here to help you along the way. Check out the full Project Heart program at <https://myprojectheart.org>.

We're here to help kickstart inspiration. Check out our Project Ideas page on our website and let your students discover fun and impactful ways to make a difference! Whether they identify things they're passionate about or ways they can use their time, talent and treasure to help someone in need, this resource is a catch-all for learning about other changemakers across the country and how your students can do their part to make a difference.

IT'S NATIONAL PHILANTHROPY MONTH!

Okay technically, its National Philanthropy Day on November 15th, but we thought why just take one day to celebrate the way philanthropy is making our world better and acknowledge everyone who uses their time, talent and treasure to give back?





LET'S GET STARTED



Tell your students that National Philanthropy Day is on Friday, November 15th, and to celebrate, they are going to spend some time talking about the word philanthropy, learn about what it means, and complete a few activities to better understand how they can use it every single day.

**If your students are having a hard time saying philanthropy, be sure to check out our Intro to Philanthropy activity which helps students learn how to phonetically pronounce the word, as well as how to spell it as a class. This resource can be found on our website at <https://myprojectheart.org/resources/intro-activity>.

Ask students the following questions:

- “What does it mean to **give**?” Allow time for answers. “To give means to present something to someone without expecting anything in return. Have you ever given something to someone?”
- “What does it mean to **need** something?” Allow time for answers. “A need is something that we cannot survive without – clothing, food, shelter, and water. Sometimes people don’t have the things they need, and we can help them by giving them those things to live a better life. When we find a need that we can help fill by giving something we have, that is called **philanthropy**.”

Share the following statistics:

1. Did you know that approximately 2 million dogs and 2.1 million cats are adopted from animal shelters across the United States every year? (Forbes)
2. Did you know that an organization called Toys for Tots has donated over 677 million toys to children in need across the United States?
3. Did you know that food banks across the United States distributed 5.3 billion free meals to food pantries and kids cafes to help people in communities get the food they need to thrive?

All of these were possible because of ‘philanthropy’.

National Philanthropy Day is a special day where we celebrate being kind and helping others. It’s centered around showing how people make the world a better place by sharing our time, talent and treasures with people in need.



ACTIVITIES!

Let's learn about philanthropy and giving back by doing fun activities! We've have seven fun and engaging activities focused on bringing philanthropy to life for your students while giving them to the tools and inspiration to be philanthropists themselves! Tapping into their personal passions, unique talents and awareness of the world around them, these activities can be used for a classroom project or completed independently. Choose the activities that you feel your students would enjoy most, or use them all!

BOOKS TO READ

Use one, or all, of these books in November to talk about philanthropy and paint the picture of giving for your students in an engaging and fun way!

- *Creating Kindness* by Rebecca Greene (K-2nd Grade)
- *Think of Those in Need* by Stan and Jan Berenstain (K-2nd Grade)
- *Ordinary Mary's Extraordinary Deed* by Emily Pearson (K-2nd Grade)
- *Sam and the Lucky Money* by Karen Chinn (3rd-5th Grade)
- *Just Help!: How to Build a Better World* by Sonia Sotomayor (3rd-5th Grade)
- *101 Small Ways to Change the World* by Aubree Andrus (3rd-5th Grade)

GOBBLES OF GIVING!

Giving back is an activity that we can all do to help others in our community. We use our time, talent and treasure to give back. This makes us philanthropists! Use the pumpkins below to fill in ways you can use your time, talent and treasure to make a difference!

projectheart

Gobbles of Giving!

Giving back is an activity that we can all do to help others in our community. We use our time, talent and treasure to give back. This makes us philanthropists!

Use the pumpkins below to fill in ways you can use your time, talent and treasure to make a difference!

TIME: We all have the same number of hours in a day. We can use our time to volunteer or be around people to help show them we care.


TALENT: Each of us are able to things really well or have skills that we use in music, art or sports. You can use your talents to create something to help or teach others!

TREASURE: Treasure is anything that is valuable to us that we can give to help others in need. This can be money, toy, clothes and more!

[↓ DOWNLOAD](#)



PERSONAL PASSIONS PUMPKINS!




Passions are things that make our hearts feel happy and excited! It can be music, sports, art, animals, or even cooking! Think about some of the things you care about and enjoy doing that makes your heart happy. Write those in the pumpkins and decorate your pumpkins to show off your passions!

NEEDS LEAVES




There are a lot of needs around us. In our school, in our neighborhoods and in our communities, people are in need of things that help them feel safe, protected and healthy. Think of some of the needs you see around you and write them in the leaves. Then, think of one way you can help make that need better.



BANNERS OF BLESSINGS

Banners of Blessings

Showing gratitude is an important part of being a philanthropist. Use the space below to think of all of the things you are grateful for! Cut the banner out and hang them in your classroom or take it home to hang on your fridge as a daily reminder!



Showing gratitude is an important part of being a philanthropist. Use this space to think of all of the things you are grateful for! Cut the banner out and hang them in your classroom or take it home to hang on our fridge as a daily reminder!

OUR CLASSROOM PHILANTHROPY!

Our Classroom Philanthropy!

Giving back is a great way to connect your students to a bigger purpose while creating a classroom culture where every student contributes to making a difference. An easy activity to help students recognize needs, identify ways to help and feel like they are contributing is through running a resource drive. This could be collecting coins, non-perishable food, clothing items and more to donate to a local organization.

Use this worksheet to help walk your students through seeing a need in their school or community and then brainstorm ways they can run a collection drive to help!


The need our class wants to help is:

Why we chose this need:



Giving back is a great way to connect your students to a bigger purpose while creating a classroom culture where every student contributes to making a difference. An easy activity to help students recognize needs, identify ways to help and feel like they are contributing is through running a resource drive. This could be collecting coins, non-perishable food, clothing items and more to donate to a local organization.

Use this worksheet to help walk your students through seeing a need in their school or community and then brainstorm ways they can run a collection drive to help!



TAKE HOME ACTIVITY – OUR FALL FAMILY PHILANTHROPY



Our Fall Family Philanthropy

Instead of going out on Black Friday to get, go out as a family to give! Giving as a family is a great way to create memories while doing good in your community. Use this worksheet to think about things your family cares about, the needs your family sees in the community and how your family can spend a day helping to make your community better!

We are the: _____

We live in: _____

Our family cares about: _____


The needs we see around us are: _____

We know we can help by: _____

projectheart



Instead of going out on Black Friday to “get”, go out as a family to “give”! Giving as a family is a great way to create memories while doing good in your community. Use this worksheet to think about things that your family cares about, the needs your family sees in the community and how your family can spend a day helping to make your community better.



PHILANTHROPY ALL YEAR LONG

November is such a great month to kick off the conversation around philanthropy, how students can be philanthropists just by using their time, talent and treasure and encourage them to go find ways to give back to others all year round!

GO DEEPER WITH PROJECT HEART

Each activity builds on the principles of what it means to be a philanthropist. Ask your students what their favorite activity was and why? What did they learn about themselves? What did they learn about their community? How can we each use our 3Ts to make a difference? Make sure you share your own 3Ts and how you give back to help your students better understand how each act of giving creates a better and brighter community and world!

Did your students enjoy these activities? What changes did you see in your students or class as they worked through learning about how their uniqueness can impact the world? Capitalize on their interest by going deeper in teaching philanthropy! Register to access all of our free Project Heart resources and ignite the philanthropist in your students!

**Register for
Project Heart** 